



















2.2.3 LAMPY SERII CTL

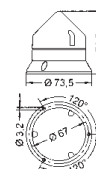
V _{12÷48} ~ -24÷240~(±10%)	  50/60 Hz	Błysk/min.1 10 ±20	IP 54	
°C -30 +50	Praca ∞			PC

WERSJA ŻARÓWKĄ

Światło migające















CTL 600 L MT
 CTL 600 L MT *

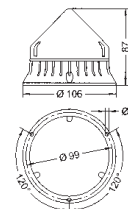
	V \dots	12 ÷ 24 ÷ 48					-	-
	V \sim	-	24 ÷ 48 ÷ 110 ÷ 240					
BA 15d 5W	mA	425	215	105	45	20		
LR BA 15d 5W	Cd (p)	30	30	10	3	3		
CTL600LMT1248D1		33521	CTL600LMT24240A1		33531			
CTL600LMT1248D2		33522	CTL600LMT24240A2		33532			
CTL600LMT1248D3		33523	CTL600LMT24240A3		33533			
CTL600LMT1248D4		33524	CTL600LMT24240A4		33534			
CTL600LMT1248D5		33525	CTL600LMT24240A5		33535			
CTL600LMT1248D6		33526	CTL600LMT24240A6		33536			



Kg. 0,074















CTL 900 L MT
 CTL 900 L MT *

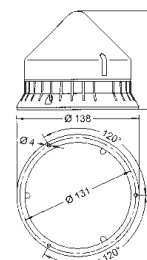
	V \dots	12 ÷ 24 ÷ 48					-	-
	V \sim	-	24 ÷ 48 ÷ 110 ÷ 240					
BA 15d 10W	mA	850	440	210	90	43		
LR BA 15d 10W	Cd (p)	160	150	140	20	30		
CTL900LMT1248D1		33561	CTL900LMT24240A1		33571			
CTL900LMT1248D2		33562	CTL900LMT24240A2		33572			
CTL900LMT1248D3		33563	CTL900LMT24240A3		33573			
CTL900LMT1248D4		33564	CTL900LMT24240A4		33574			
CTL900LMT1248D5		33565	CTL900LMT24240A5		33575			
CTL900LMT1248D6		33566	CTL900LMT24240A6		33576			



Kg. 0,15


CTL 1200 L MT
 CTL 1200 L MT *

	V \dots	12 ÷ 24 ÷ 48					-	-
	V \sim	-	24 ÷ 48 ÷ 110 ÷ 230 ÷ 240					
BA 15d 25W	A	2.2	1.1	0.52	0.22	0.10		
LR BA 15d 25W	Cd (p)	450	500	500	50	80		
CTL1200LMT1248D1		33601	CTL1200LMT24240A1		33611			
CTL1200LMT1248D2		33602	CTL1200LMT24240A2		33612			
CTL1200LMT1248D3		33603	CTL1200LMT24240A3		33613			
CTL1200LMT1248D4		33604	CTL1200LMT24240A4		33614			
CTL1200LMT1248D5		33605	CTL1200LMT24240A5		33615			
CTL1200LMT1248D6		33606	CTL1200LMT24240A6		33616			



Kg. 0,27

* Dostarczane bez żarówki

WERSJA Z DIODAMI LED SMD

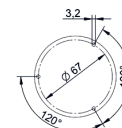
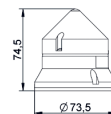
V _{12/24} ~ -48 ~ -90/240 ~		50/60 Hz	Błysk/min. 0-3 x 140 ±10	IP 54	°C -30 +50
IP30(CTL A)	Praca ∞	- - - - (CTL A)			PC

Światło ciągle lub migające (3 flesze)

CTL 600 F/L SMD



V	12/24 ~	90/240 ~
mA	170	30

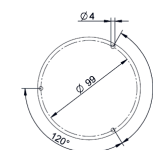
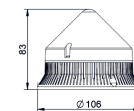


CTL600FLSMD1224DA1		38661	CTL600FLSMD90240A1		38671
CTL600FLSMD1224DA2		38662	CTL600FLSMD90240A2		38672
CTL600FLSMD1224DA3		38663	CTL600FLSMD90240A3		38673
CTL600FLSMD1224DA4		38664	CTL600FLSMD90240A4		38674
CTL600FLSMD1224DA5		38665	CTL600FLSMD90240A5		38675
CTL600FLSMD1224DA6		38666	CTL600FLSMD90240A6		38676

CTL 900 F/L SMD




V	12/24 ~	90/240 ~
mA	320	75

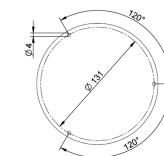
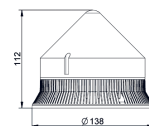


CTL900FLSMD1224DA1		38701	CTL900FLSMD90240A1		38711
CTL900FLSMD1224DA2		38702	CTL900FLSMD90240A2		38712
CTL900FLSMD1224DA3		38703	CTL900FLSMD90240A3		38713
CTL900FLSMD1224DA4		38704	CTL900FLSMD90240A4		38714
CTL900FLSMD1224DA5		38705	CTL900FLSMD90240A5		38715
CTL900FLSMD1224DA6		38706	CTL900FLSMD90240A6		38716

CTL 1200 F/L SMD



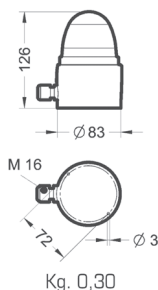
V	12/24 ~	90/240 ~
mA	320	75



CTL1200FLSMD1224DA1		38741	CTL1200FLSMD90240A1		38751
CTL1200FLSMD1224DA2		38742	CTL1200FLSMD90240A2		38752
CTL1200FLSMD1224DA3		38743	CTL1200FLSMD90240A3		38753
CTL1200FLSMD1224DA4		38744	CTL1200FLSMD90240A4		38754
CTL1200FLSMD1224DA5		38745	CTL1200FLSMD90240A5		38755
CTL1200FLSMD1224DA6		38746	CTL1200FLSMD90240A6		38756

3.2 SUPERVOLUX – ŚWIATŁO MIGAJĄCE, 32 DŹWIĘKI (2 kanały do wyboru 2 dźwięków jednocześnie)

V 12/24 (±10%)		50/60 Hz	Błysk/min.110 ±10	IP 65
Praca ∞			°C -30 +50	
		PC		


 SUPERVOLUX
SUPERVOLUX


Kg. 0,30

	12	24
	300	225
	615	545
	94.5	96
	97	98.5

SUPERVOLUX1224DA1		31481
SUPERVOLUX1224DA2		31482
SUPERVOLUX1224DA3		31483
SUPERVOLUX1224DA4		31484
SUPERVOLUX1224DA5		31485
SUPERVOLUX1224DA6		31486

Kanał 1		Kanał 1	
Typ dźwięku	Częstotliwość dźwięku [Hz]	Typ dźwięku	Częstotliwość dźwięku [Hz]
Ciągły	1000	Przerywany	970
Dwutonowy	600/700	Przerywany	660
Wielotonowy	1000/1700	Wolny przerywany	660
Modulowany	1000/1700	Ciągły	500
Modulowany	1400/1600	Dwutonowy	440-550
Szybki dwutonowy	800/970	Przerywany	660
Szybki wielotonowy	800÷970	Szybki przerywany	2850
Wolny wielotonowy	800÷970	Wielotonowy	800÷970
Ciągły	2850	Wielotonowy	2400÷2850
Szybki wielotonowy	2400÷2850	Szybki przerywany	2850
Wolny wielotonowy	2400÷2850	Ciągły	300
Przerywany wielotonowy	500-1200	Dwutonowy z pauzą	600-700
Zanikający wielotonowy	1200-500	Dwutonowy z pauzą	1200-1700
Dwutonowy	2400-2850	Dwutonowy z pauzą	2400-2850
Przerywany wolny	970	Dwutonowy	600-700
Dwutonowy	800/970	Ewakuacja	440-560

3.3 SERIA CTL

V 12-24-48-110-210(±10%)		50/60 Hz	Błysk/min.110 ±20-0	IP 30
	°C -30 +50	Praca ∞		PC

Wersja z żarówką

Światło ciągłe i migające oraz dźwięk ciągły i przerywany


 CTL A 600 FCL
CTL A 600 FCL

	12	24	48	-	-
				110	240
	430	220	110	50	25
	30	30	10	3	3
	65	65	65	65	65
	Hz 3600				

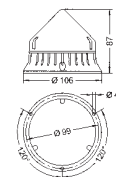
 Ba 15d 5W
LR Ba 15d 5W


Kg. 0,075

CTLA600FCL12DA1		33651	CTLA600FCL24DA1		33661	CTLA600FCL48DA1		33671	CTLA600FCL110A1		33681	CTLA600FCL240A1		33701
CTLA600FCL12DA2		33652	CTLA600FCL24DA2		33662	CTLA600FCL48DA2		33672	CTLA600FCL110A2		33682	CTLA600FCL240A2		33702
CTLA600FCL12DA3		33653	CTLA600FCL24DA3		33663	CTLA600FCL48DA3		33673	CTLA600FCL110A3		33683	CTLA600FCL240A3		33703
CTLA600FCL12DA4		33654	CTLA600FCL24DA4		33664	CTLA600FCL48DA4		33674	CTLA600FCL110A4		33684	CTLA600FCL240A4		33704
CTLA600FCL12DA5		33655	CTLA600FCL24DA5		33665	CTLA600FCL48DA5		33675	CTLA600FCL110A5		33685	CTLA600FCL240A5		33705
CTLA600FCL12DA6		33656	CTLA600FCL24DA6		33666	CTLA600FCL48DA6		33676	CTLA600FCL110A6		33686	CTLA600FCL240A6		33706


 CTL A 900 FCL
CTL A 900 FCL

	12	24	48	-	-
				110	240
	850	440	210	90	43
	160	150	140	20	30
	72	72	72	72	72
	Hz 2700				

 Ba 15d 10W
LR Ba 15d 10W


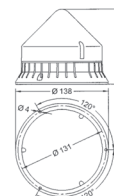
Kg. 0,16

CTLA900FCL12DA1		33711	CTLA900FCL24DA1		33721	CTLA900FCL48DA1		33731	CTLA900FCL110A1		33741	CTLA900FCL240A1		33761
CTLA900FCL12DA2		33712	CTLA900FCL24DA2		33722	CTLA900FCL48DA2		33732	CTLA900FCL110A2		33742	CTLA900FCL240A2		33762
CTLA900FCL12DA3		33713	CTLA900FCL24DA3		33723	CTLA900FCL48DA3		33733	CTLA900FCL110A3		33743	CTLA900FCL240A3		33763
CTLA900FCL12DA4		33714	CTLA900FCL24DA4		33724	CTLA900FCL48DA4		33734	CTLA900FCL110A4		33744	CTLA900FCL240A4		33764
CTLA900FCL12DA5		33715	CTLA900FCL24DA5		33725	CTLA900FCL48DA5		33735	CTLA900FCL110A5		33745	CTLA900FCL240A5		33765
CTLA900FCL12DA6		33716	CTLA900FCL24DA6		33726	CTLA900FCL48DA6		33736	CTLA900FCL110A6		33746	CTLA900FCL240A6		33766



CTL A 1200 FCL
CTLA1200FCL

	V $\overline{\sim}$	12	24	48	-	-
	V \sim				110	240
	A	2.2	1.06	0.52	0.22	0.10
	Cd (p)	450	500	500	50	80
	dB(A)1m	85	85	85	85	85
	Ba 15d 25W LR Ba 15d 25W	Hz 3600			F/M 110	



Kg. 0,29

CTLA1200FCL12DA1 ● 33771	CTLA1200FCL24DA1 ● 33781	CTLA1200FCL48DA1 ● 33791	CTLA1200FCL110A1 ● 33801	CTLA1200FCL240A1 ● 33821
CTLA1200FCL12DA2 ● 33772	CTLA1200FCL24DA2 ● 33782	CTLA1200FCL48DA2 ● 33792	CTLA1200FCL110A2 ● 33802	CTLA1200FCL240A2 ● 33822
CTLA1200FCL12DA3 ● 33773	CTLA1200FCL24DA3 ● 33783	CTLA1200FCL48DA3 ● 33793	CTLA1200FCL110A3 ● 33803	CTLA1200FCL240A3 ● 33823
CTLA1200FCL12DA4 ● 33774	CTLA1200FCL24DA4 ● 33784	CTLA1200FCL48DA4 ● 33794	CTLA1200FCL110A4 ● 33804	CTLA1200FCL240A4 ● 33824
CTLA1200FCL12DA5 ● 33775	CTLA1200FCL24DA5 ● 33785	CTLA1200FCL48DA5 ● 33795	CTLA1200FCL110A5 ● 33805	CTLA1200FCL240A5 ● 33825
CTLA1200FCL12DA6 ○ 33776	CTLA1200FCL24DA6 ○ 33786	CTLA1200FCL48DA6 ○ 33796	CTLA1200FCL110A6 ○ 33806	CTLA1200FCL240A6 ○ 33826

Wersja z diodami LED SMD

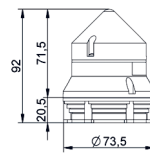
V 12/24 $\overline{\sim}$ - 48 $\overline{\sim}$ - 90/240 \sim	$\overline{\sim}$ \sim 50/60 Hz	Błysk/min. 0-3 x 140 ±10	IP 54	°C -30 +50
IP30(CTL A)	Praca ∞	(CTL A)		1 2 3 4 5 / 6 / PC

Światło ciągłe i dźwięk ciągły lub światło migające (3 flesze) i dźwięk przerywany

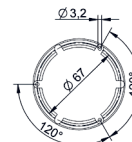
CTL A 600 F/L SMD



V	12/24 $\overline{\sim}$	90/240 \sim
mA	170	30
dB(A)1m	68	68



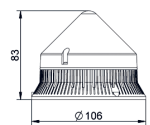
CTLA600FLSMD1224DA1 ● 38681	CTLA600FLSMD90240A1 ● 38691
CTLA600FLSMD1224DA2 ● 38682	CTLA600FLSMD90240A2 ● 38692
CTLA600FLSMD1224DA3 ● 38683	CTLA600FLSMD90240A3 ● 38693
CTLA600FLSMD1224DA4 ● 38684	CTLA600FLSMD90240A4 ● 38694
CTLA600FLSMD1224DA5 ● 38685	CTLA600FLSMD90240A5 ● 38695
CTLA600FLSMD1224DA6 ○ 38686	CTLA600FLSMD90240A6 ○ 38696



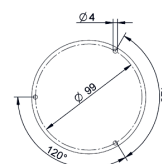
CTL A 900 F/L SMD



V	12/24 $\overline{\sim}$	90/240 \sim
mA	320	75
dB(A)1m	72	72



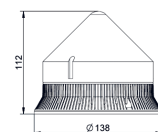
CTLA900FLSMD1224DA1 ● 38721	CTLA900FLSMD90240A1 ● 38731
CTLA900FLSMD1224DA2 ● 38722	CTLA900FLSMD90240A2 ● 38732
CTLA900FLSMD1224DA3 ● 38723	CTLA900FLSMD90240A3 ● 38733
CTLA900FLSMD1224DA4 ● 38724	CTLA900FLSMD90240A4 ● 38734
CTLA900FLSMD1224DA5 ● 38725	CTLA900FLSMD90240A5 ● 38735
CTLA900FLSMD1224DA6 ○ 38726	CTLA900FLSMD90240A6 ○ 38736



CTL A 1200 F/L SMD



V	12/24 $\overline{\sim}$	90/240 \sim
mA	320	75
dB(A)1m	74	74



CTLA1200FLSMD1224DA1 ● 38761	CTLA1200FLSMD90240A1 ● 38771
CTLA1200FLSMD1224DA2 ● 38762	CTLA1200FLSMD90240A2 ● 38772
CTLA1200FLSMD1224DA3 ● 38763	CTLA1200FLSMD90240A3 ● 38773
CTLA1200FLSMD1224DA4 ● 38764	CTLA1200FLSMD90240A4 ● 38774
CTLA1200FLSMD1224DA5 ● 38765	CTLA1200FLSMD90240A5 ● 38775
CTLA1200FLSMD1224DA6 ○ 38766	CTLA1200FLSMD90240A6 ○ 38776

