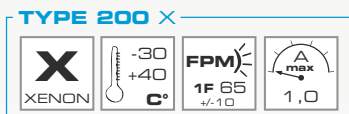
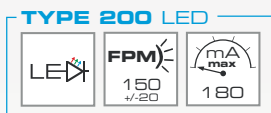
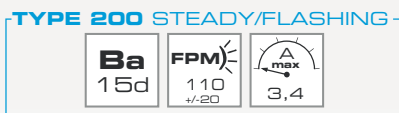
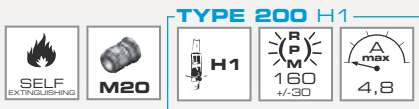
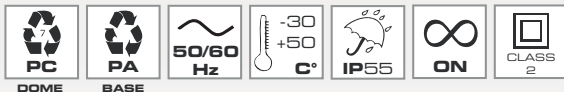




TYPE 200 H1



> 4 LUMINOUS SOURCES <  
> EXCELLENT OPTICAL PERFORMANCE <  
> IDEAL FOR HEAVY-DUTY <



## ALSO AVAILABLE



TYPE 200  
STEADY/FLASHING  
TYPE 200 LED  
TYPE 200 X

## TYPE 200

High-performance beacon designed for heavy-duty and industrial applications. Its unique shape and structure guarantee the best durability of the product. The LED version extends even further the life of the product delivering a virtually maintenance-free device.

Available with 4 light technologies, TYPE 200 delivers a complete and versatile range of devices.

## KEY CHARACTERISTICS

### LIGHT EFFECTS

TYPE 200 H1: ROTATING LIGHT  
TYPE 200 STEADY/FLASHING and LED: STEADY/FLASHING LIGHT  
TYPE 200 X: XENON FLASHING LIGHT

### VOLTAGES

TYPE 200 H1: 12V ACDC, 24V ACDC, 110V AC and 240V AC +/-10%  
TYPE 200 STEADY/FLASHING: 12/48V DC, 24/240V AC +/-10%  
TYPE 200 LED: 24V ACDC, 48V ACDC, 110V AC and 240V AC +/-10%  
TYPE 200 X: 12/24V ACDC, 110V AC and 240V AC +/-10%

### PROTECTION GRADE

IP55

### OPERATING TEMPERATURE

-30/+50 °C | X: -30/+40

## MECHANICAL FEATURES

Self-extinguishing high impact resistance PC dome

Self-extinguishing glass reinforced polyamide base with M20 cable gland

Screw mounting, screws not included

Worm gear drive (TYPE 200 H1 rotating version)

## OPTICAL FEATURES

TYPE 200 H1: chromed metal parabolic reflector with H1 55W (12V) or 70W (24V) halogen bulb

TYPE 200 STEADY/FLASHING: 40W Incandescent lamp with Ba 15d socket and inner Fresnel lens

TYPE 200 LED: 45 x 5mm colored LEDs and the inner Fresnel lens provide a perfect color intensity output

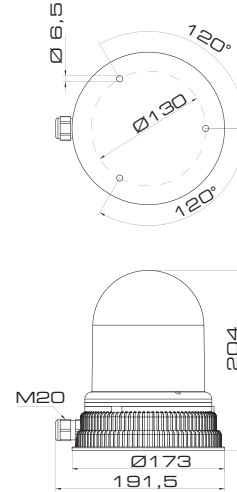
TYPE 200 X: 6J Xenon discharge tube enhanced by the inner Fresnel lens provide a strong single flash (1F)

## CERTIFICATIONS





WALL BASE



**TYPE 200 H1\*** - Rotating beacon with halogen bulb

	GY	BK	GY	BK	GY	BK	GY	BK	GY	BK	GY	BK
12V ACDC	26351	31701	26352	31702	26353	31703	26354	31704	26355	31705	26356	31706
24V ACDC	26361	31711	26362	31712	26363	31713	26364	31714	26365	31715	26366	31716
110V AC	26381	31731	26382	31732	26383	31733	26384	31734	26385	31735	26386	31736
240V AC	26391	31741	26392	31742	26393	31743	26394	31744	26395	31745	26396	31746

\*Supplied with bulb

**TYPE 200 STEADY/FLASHING\*** - Steady/flashing light with incandescent bulb

	GY	BK	GY	BK	GY	BK	GY	BK	GY	BK	GY	BK
12/48V DC	26301	31801	26302	31802	26303	31803	26304	31804	26305	31805	26306	31806
24/240V AC	26311	31811	26312	31812	26313	31813	26314	31814	26315	31815	26316	31816

\*Supplied without bulb

**TYPE 200 LED** - LED steady/flashing light

	GY	BK	GY	BK	GY	BK	GY	BK	GY	BK	GY	BK
24V ACDC	26251	31751	26252	31752	26253	31753	26254	31754	26255	31755	26256	31756
48V ACDC	26261	31761	26262	31762	26263	31763	26264	31764	26265	31765	26266	31766
110V AC	26271	31771	26272	31772	26273	31773	26274	31774	26275	31775	26276	31776
240V AC	26281	31781	26282	31782	26283	31783	26284	31784	26285	31785	26286	31786

**TYPE 200 X\*** - Flashing light with Xenon discharge tube

	GY	BK	GY	BK	GY	BK	GY	BK	GY	BK	GY	BK
12/24V ACDC	26321	31821	26322	31822	26323	31823	26324	31824	26325	31825	26326	31826
110V AC	26331	31831	26332	31832	26333	31833	26334	31834	26335	31835	26336	31836
240V AC	26341	31841	26342	31842	26343	31843	26344	31844	26345	31845	26346	31846

\*Supplied with bulb

**SPARE DOMES TYPE 200**

	71166		71167		71168		71169		71172		71173
--	-------	--	-------	--	-------	--	-------	--	-------	--	-------

**ACCESSORIES**

	GY	BK
WALL BASE	72692	71872